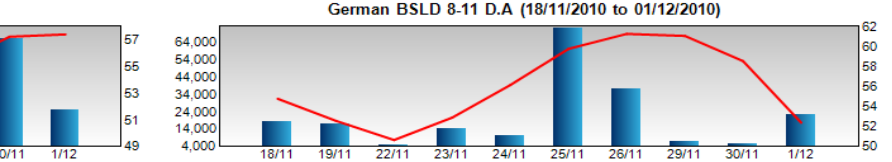
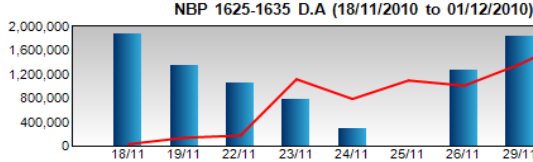


Tuesday 30 November 2010

INDICES

	delivery	volume	high	low	settle		delivery	volume	high	low	settle
NBP All Day	D.A. 01-Dec-10	5,725,000	57.400	54.700	55.889	UK BSLD All Day	01-Dec-10	14,640	55.000	53.750	53.920
	Dec-10	109,120,000	55.000	52.400	53.416		Jan-11	20,160	49.000	48.400	48.700
NBP (1600 - 1615)	Dec-10	5,425,000	55.000	53.800	53.929	UK BSLD (0800 - 1200)	01-Dec-10	N/A	N/A	N/A	49.000
NBP (1625 - 1635)	D.A. 01-Dec-10	600,000	57.400	57.400	57.400			11,640	54.500	53.750	53.835
TTF All Day	D.A. 01-Dec-10	165,960	23.200	21.800	22.346	Dutch BSLD (0800 - 1100)	Wed 01-Dec-2010	3,600	52.250	51.750	52.000
German Peaks	Wed 01-Dec-2010	34,800	61.750	60.500	61.288	French Peaks	Wed 01-Dec-2010	10,500	91.250	80.000	83.864
German BSLD	Wed 01-Dec-2010	22,200	52.750	51.750	52.355	French BSLD	Wed 01-Dec-2010	24,000	78.000	71.000	72.388

For Methodologies and further indices please see our website.



CLOSING GAS PRICES

NBP	p/h	17:30 UK	Change
Gas in Store At Rough	Bid 53	Offer 53.5	-1.5
W.D. 30-Nov-10	58.950	59.050	2.350
D.A. 01-Dec-10	57.350	57.450	0.050
B.O.W. 01-Dec-2010	57.350	57.450	-0.050
WIEND 04-Dec-10	55.450	55.550	-1.000
WK/DY NW 06-Dec-10	55.950	56.050	-0.200
Dec 10	54.200	54.300	-0.650
Jan 11	54.600	54.700	-0.800
Feb 11	54.600	54.700	-0.700
Mar 11	54.100	54.200	-0.400
Apr 11	51.950	52.050	0.150
May 11	50.550	50.650	0.000
Q111	54.450	54.550	-0.500
Q211	50.650	50.750	-0.100
Q311	50.450	50.550	-0.150
Q411	55.350	55.450	0.000
S-11	50.550	50.650	-0.100
W-11	57.500	57.600	0.100
S-12	52.450	52.550	0.050
W-12	59.250	59.350	0.050
S-13	54.550	54.650	0.100
W-13	60.950	61.050	-0.200
S-14	55.850	55.950	-0.500
W-14	62.850	62.950	-0.300
S-15	59.450	59.550	-0.300
W-15	65.950	66.050	-0.200
S-16	62.550	62.650	-0.200
W-16	69.350	69.450	-0.200
S-17	65.350	65.450	-0.200
Calendar Year 2011	52.700	52.800	-0.200
Calendar Year 2012	55.350	55.450	0.000
Calendar Year 2013	54.250	54.350	-3.100

Zeebrugge / NBP	p/h	17:00 UK	Change
W.D. 30-Nov-10	-0.900	-0.800	0.450
D.A. 01-Dec-10	-1.050	-0.950	0.700
WIEND 04-Dec-10	-1.050	-0.950	0.600
WK/DY NW 06-Dec-10	-1.050	-0.950	0.600
Dec 10	-0.900	-0.800	-0.100
Jan 11	-0.700	-0.600	0.000
Feb 11	-0.700	-0.600	0.000
Mar 11	-0.250	-0.150	-0.050
Apr 11	0.800	0.900	0.000
Q111	-0.600	-0.500	0.000
S-11	1.200	1.300	0.000
W-11	0.200	0.300	0.000
S-12	1.150	1.250	0.000
W-12	0.250	0.350	0.000
S-13	1.250	1.350	0.000
W-13	0.300	0.400	0.000
S-14	1.300	1.400	0.000

TTF	EUR/MWh	17:00 UK	Change
D.A. 01-Dec-10	23.150	23.250	0.625
WIEND 04-Dec-10	22.350	22.550	0.250
Dec 10	21.700	21.800	-0.050
Jan 11	21.850	21.950	-0.050
Q111	21.800	21.900	-0.050
S-11	20.850	20.950	-0.050
W-11	23.100	23.300	0.250
S-12	21.650	21.800	0.150
W-12	23.500	23.750	0.075
Calendar Year 2011	21.600	21.700	0.075
Calendar Year 2012	22.650	22.850	0.275
Calendar Year 2013	23.200	23.400	0.000
Calendar Year 2014	23.800	24.050	-0.100

NCG	EUR/MWh	17:00 UK	Change
D.A. 01-Dec-10	22.750	22.950	0.200
WIEND 04-Dec-10	22.500	22.700	0.600
Dec 10	21.800	22.000	-0.100
Q111	22.050	22.250	-0.050
S-11	21.100	21.300	-0.050
W-11	23.350	23.550	0.250
Calendar Year 2011	21.850	22.050	0.100
Calendar Year 2012	22.900	23.100	0.250
Gaspool	EUR/MWh	17:00 UK	Change
D.A. 01-Dec-10	22.350	22.550	0.250

CLOSING POWER PRICES

German Baseload	16:00 CET	Change	
EEX BSLD	60.890		
Dec10	48.900	49.400	-0.350
Jan11	50.500	51.000	-0.850
Feb11	50.550	51.050	-0.600
Q111	49.900	50.400	-0.500
Q211	45.600	46.100	-0.300
Q311	47.000	47.500	-0.500
Q411	52.700	53.200	-0.600
Q112	53.500	54.000	-0.600
2011	49.000	49.200	-0.450
2012	50.850	51.050	-0.500
2013	52.950	53.150	-0.400

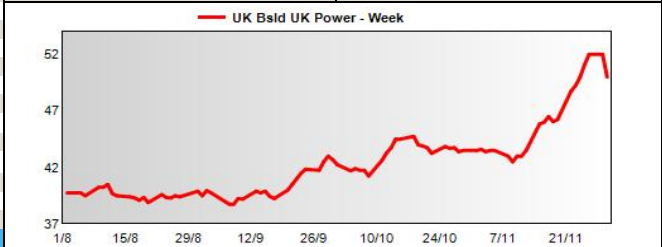
German Peaks	16:00 CET	Change	
EEX Peaks	67.410		
Dec10	59.250	60.250	-0.700
Jan11	61.800	62.800	-0.700
Feb11	61.750	62.750	-0.750
Q111	60.500	61.500	-0.800
Q211	55.500	56.500	-0.300
Q311	56.700	57.700	-0.150
Q411	64.750	65.750	-0.350
Q112	65.600	66.600	-0.500
2011	59.550	60.050	-0.450
2012	62.100	62.600	-0.450
2013	64.600	65.100	-0.300

France Baseload	16:00 CET	Change	
PwrNxt BSLD	72.946		
Dec10	55.500	56.000	-1.500
Jan11	56.900	57.400	-0.850
Feb11	53.300	53.800	-1.300
Q111	54.000	54.500	-0.400
Q211	45.000	45.500	-0.500
2011	50.450	50.950	-0.700
2012	51.500	52.000	-0.550

Dutch Baseload	16:00 CET	Change	
ENDEX BSLD	51.340		
Dec10	49.500	50.000	-0.100
Jan11	51.000	51.500	-0.700
Feb11	51.000	51.500	-0.500
Q111	50.250	50.750	-0.475
Q211	46.000	46.500	-0.200
Q311	47.250	47.750	-0.350
Q411	53.250	53.750	-0.400
Q112	53.750	54.250	-0.450
2011	49.500	49.750	-0.425
2012	50.750	51.000	-0.500

Dutch 8-20 hours Mon-Fri	16:00 CET	Change	
ENDEX Peaks	62.430		
Dec10	61.000	61.750	-0.125
Jan11	62.000	62.750	-0.675
Feb11	62.250	62.750	-0.500
Q111	60.750	61.250	-1.000
Q211	55.750	56.250	-0.450
Q311	56.750	57.250	-0.400
Q411	65.000	65.500	-0.600
Q112	65.500	66.000	-0.300
2011	59.750	60.250	-0.450
2012	61.750	62.250	-0.450

Belgium Baseload	16:00 CET	Change	
BelPex BSLD	72.740		
Dec10	55.000	55.500	-1.050
Jan11	54.000	54.500	-0.500
Feb11	53.000	53.500	-0.750
Q111	53.000	53.500	-0.625
Q211	45.250	45.750	-0.125
Q311	46.250	46.750	0.250
Q411	55.800	56.300	-0.275
2011	50.250	50.400	-0.550
2012	51.100	51.400	-0.500
2013	53.100	53.600	-0.350



UK Power Baseload	17:00 UK	Change	
Wk-49 10	49.800	50.200	-2.000
Jan-11	48.910	49.110	-0.430
Feb-11	48.440	48.840	-0.580
Mar-11	47.840	48.240	-0.500
Apr-11	46.300	46.700	0.000
Q111	48.170	48.870	-0.500
Q211	45.300	46.000	0.000
S-11	45.600	45.900	0.000
W-11	49.450	49.850	-0.050
S-12	46.450	46.950	0.000
W-12	50.500	51.200	0.000
S-13	49.050	49.850	0.000
W-13	53.700	54.500	0.050

UK Power Peaks	17:00 UK	Change	
Wk-49 10	57.850	58.650	-3.750
Jan-10	56.010	56.710	-0.240
Feb-11	54.120	55.120	-0.380
Mar-11	52.580	53.580	-0.670
Apr-11	51.480	52.480	-0.120
Q111	53.570	55.570	-0.430
Q211	50.130	52.130	-0.070
S-11	50.380	52.380	-0.120
W-11	54.360	57.360	0.010
S-12	51.630	54.630	0.030
W-12	55.510	60.510	0.010
S-13	54.030	59.030	0.030
W-13	59.510	64.510	0.010

UK Spark Spreads	17:00 UK	Change	
Standard	Clean		
S-11	10.611	S-11	5.414
W-11	9.685	W-11	4.487
S-12	10.242	S-12	4.889
W-12	9.670	W-12	4.317
S-13	11.534	S-13	5.811

UK Dark Spreads	17:00 UK	Change	
Standard	Clean		
Q111	19.176	Q111	7.006
Q211	16.899	Q211	4.729

OIL PRICES			
------------	--	--	--